

Ricoh Co., Ltd., was established in Japan on February 6, 1936. The Ricoh Group consists of Ricoh Co., Ltd., 307 subsidiaries, and 15 affiliates.* The Ricoh Group engages in activities on a global scale that include the development, production, marketing, after-sales services, and recycling of office equipment including copiers and printers in five regions around the world (Japan, the Americas, Europe, China, and the Asia-Pacific region). The Group has approximately 82,000 employees.

* The definition of a subsidiary/affiliate follows the U.S. Generally Accepted Accounting Principles (U.S. GAAP), which differ slightly from the definition given in Japan's GAAP.

Ricoh Head Office
Ricoh Bldg., 8-13-1, Ginza, Chuo-ku,
Tokyo 104-8222, Japan
Main number: +81-3-6278-2111
<http://www.ricoh.com/>

Ricoh Group Brands

The Ricoh Group markets products under its own brand name "RICOH" as well as the following.

Brand logos

RICOH

SAVIN®

nashuatec

Rex-Rotary

Gestetner

LANIER

infotec

Market Evaluation Results and Economic Performance

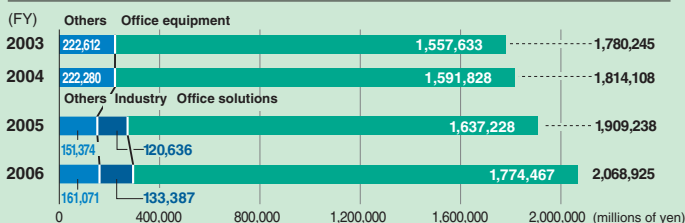
In 2006, Ricoh held the largest share of the office-use black-and-white copier market and the second largest share of the color copier market in Japan. In the same year, the Ricoh Group held the largest share of both the office-use black-and-white copier and the color copier markets in the United States.¹ In the office-use black-and-white copier market in Europe,² the Group held the largest share for the tenth year in a row.

* Figures for market share show rankings by units sold. Office-use copiers refer to A3 copiers.

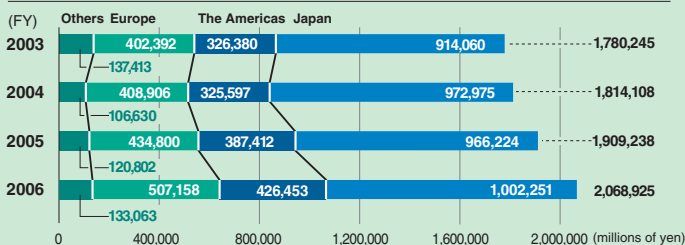
1. Total number of products marketed under the Ricoh, Savin, Gestetner, and Lanier brand names
2. Including products marketed under the Ricoh, Gestetner, Nashuatec, Rex-Rotary, and Lanier brand names as well as OEM products (excluding the segment for personal copiers)

Source: Gartner Dataquest, February 2007, GJ007222 (Data for Japan and the United States)
 Infosource S.A. (Data for Europe)

The Ricoh Group's Sales Classified by Business



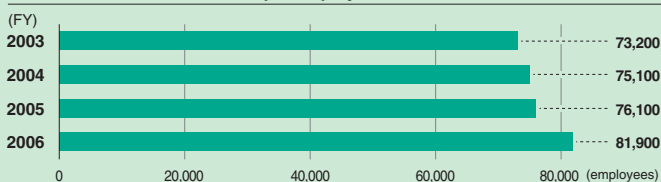
The Ricoh Group's Sales Classified by Region



The Ricoh Group's Net Income



The Number of the Ricoh Group's Employees



* Figures are from the Ricoh Group's securities report and, accordingly, may differ from those of the environmental impact data due to a difference in the scope of data collection.

* Sales figures for fiscal 2005 are after adjustment for business that was discontinued in the first quarter of fiscal 2006.

* Business classifications were changed in fiscal 2005.